

LITERATURE RESPONSE QUESTIONS

Aussie Big Achiever Series

Written by Richard Simpkin

Illustrated by Debra O'Halloran

Published by Boolarong Press



Respond to the following in your book or on your tablet.

Before I read about the Aussie Big Achiever ...

I knew...

In one minute brainstorm everything you knew about this person before you read the book (be sure to write down all of your thoughts as they come to mind – the positive, the negative and everything in between).

I wondered...

What questions did you have about this person before you read the book?

**I was
interested in this
person because...**

Now...

I know...

In two minutes brainstorm everything you now know about this person.

I wonder...

What questions do you now have about this person after you read the book?



LITERATURE RESPONSE QUESTIONS

THE TASK - create a coat of arms for an Aussie Big Achiever. The goal is to represent your iconic Australian using colour and symbols.



COAT OF ARMS

BACKGROUND THINKING: Briefly and creatively explain the meaning and symbolism for each of the colours listed below. Record your responses in your book or on your tablet.



Inspiration:
Colour used is symbolic.
Research the different meanings and symbolism for different colours.

White represents...

Yellow represents...

Red represents...

Blue represents...

Green represents...


























Purple represents...

Black represents...

A collection of watercolor swatches and ink pots in various colors (white, yellow, red, blue, green, purple, black) arranged on a white background. Each color has a corresponding watercolor swatch and a small ink pot next to it.

Choose at least five of the following animals or symbols and research their symbolism (what they represent). Record your responses in your book or on your tablet.

Be sure to include the animal or symbol with its meaning. Use this research to inspire symbols that you could use to represent an Aussie Big Achiever.

 Anchor	 Bear	 Bee	 Butterfly	 Camel
 Castle	 Crane	 Crown	 Deer	 Dog
 Dragon	 Eagle	 Flowers	 Griffin (part eagle part lion)	 Hand
 Heart	 Horse	 Lion	 Oak tree	 Rainbow
 Snake	 Scepter	 Tiger	 Unicorn	 Wolf

PLANNING THE COAT OF ARMS FOR YOUR AUSSIE BIG ACHIEVER

Record your responses to the questions below in your book or on your tablet.

What one word describes the Aussie Big Achiever?

What colour represents the Aussie Big Achiever best?

Why?

Your Iconic Australian

What does the Aussie Big Achiever believe in?

How does the iconic Australian see the world?

For example a cause, hobby, belief, a sport or person. What symbol and colour/s could be used to represent this?

What symbol and colour/s could be used to represent this?

What makes the Aussie Big Achiever happy, sad and peaceful?

Now it's time to create a unique and creative coat of arms for your iconic Australian. Explain the symbolism used and how it relates to the Big Aussie Achiever..

- You may choose to make your coat of arms out of recycled materials if your iconic Australian was an environmentalist

- You might choose a theme for your coat of arms for example a sport theme if that is what your iconic Australian was most interested in.

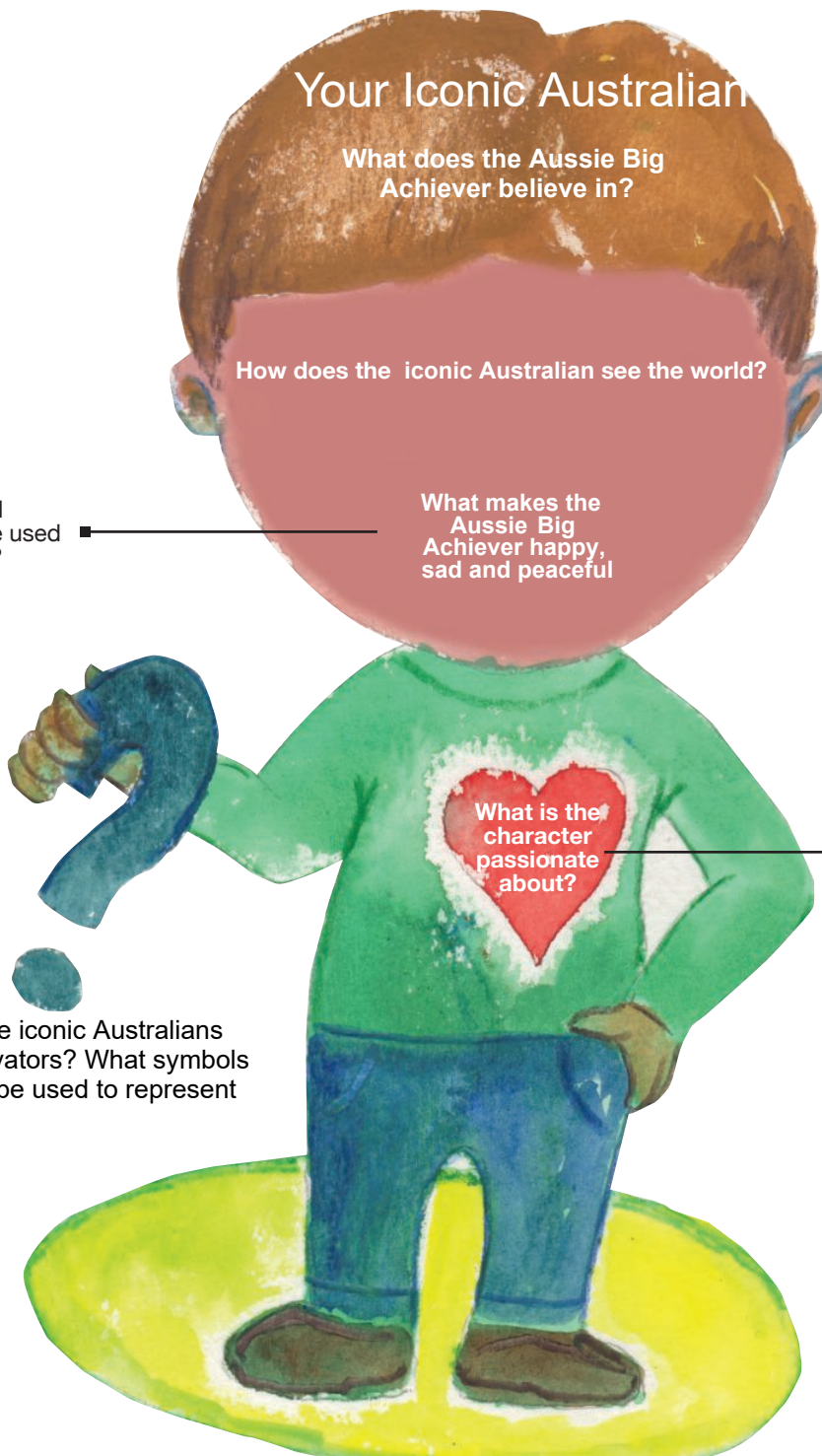
- You might choose to create a 3D coat of arms using mixed media, or create your coat of arms using 3D modelling software or a web based program or app.

What is the character passionate about?

The possibilities are endless.

Who or what are the iconic Australians Influencers or motivators? What symbols and colour/s could be used to represent these/them?

Where is the iconic Australians favourite place? How can this be represented?



LITERATURE
RESPONSE
QUESTIONS

Aussie Big Achiever Series
Coat of Arms



Fill in the information below and use these details as inspiration to create a coat of arms for an Aussie Big Achiever.

Name of Iconic Australian	
SYMBOL:	WHAT DOES IT REPRESENT?
Draw symbol to represent Aussie Big Achiever	Explain in words

LITERATURE RESPONSE QUESTIONS

Aussie Big Achiever Series

**UNIQUE OPPORTUNITY!
THE WAX MUSEUM NEEDS YOU**



THE TASK: Your local wax museum is opening a new section, 'Iconic Australians in Wax'. They are looking for inspiring, well-known or influential Australians. They are calling for submissions for possible wax replicas that they can include in this new section in their museum. Your submission needs to include the following:



1. A look-a-like version of the iconic Australian. You might consider using a computer aided design program or apps that allow character building. You could:
 - dress up and include a photo of yourself looking like the iconic Australian
 - sculpt a piece that resembles the person.
 - sew a doll that looks like the character, or
 - come up with your own way to create a look-a-like version of the iconic Australian.
2. A monologue in the role of the iconic Australian. Prepare a script (audio or written) from the iconic Australian's point of view. Be sure to discuss their experiences, how they felt about these and life lessons learnt.

Consider the following table to think about the appearance of your iconic Australian.

Iconic Australian chosen for wax replica:

APPEARANCE		WHAT I KNOW	WHAT I CAN DEDUCE
BUILD	For example, tall, petite, stocky, big boned, thin, slender, lanky, athletic.	(Based on observations and descriptions from the book).	(What conclusions can I draw based on logical reasoning and from what was implied).
COMPLEXION	For example, pale, rosy, freckled.		
HAIR: HAIR COLOUR	For example, jet black, chestnut, golden brown, copper, strawberry blond, ash blond, grey, silver.		
HAIR STYLE	For example, long, short, shoulder length, bob, curly, ponytail, spiky, tousled, wiry, dreadlocks, braided.		
FACIAL FEATURES: DESCRIPTION OF FACE	For example, oval, ageless, sharply defined, baby face, chiselled, full, furrowed.		
EYES	Colour; size; shape (for example almond, narrow, squinty, wide, sunken, close together).		
NOSE	For example, upturned, prominent, flat, small, button, bulbous, hooked.		
MOUTH	For example, thin, full, smiling, small, large, downturned.		
TEETH	For example, straight, crooked, gappy, large.		
EARS	For example, tiny, protruding.		
FACIAL EXPRESSIONS	For example, content, scowl, blank look.		
VOICE	For example, soothing, whining, flat.		
HANDS	For example, small, large, strong, manicured, long fingers, stubby fingers, stained.		
CLOTHING	Describe colours worn, types of outfits, accessories and shoes.		
MANNERISMS	(that could be replicated in a wax figure) – for example, rubbing hands together, twirling hair, slouching.		



LITERATURE
RESPONSE
QUESTIONS

Aussie Big Achiever Series

A SPLASH OF THIS
AND A DASH OF THAT



THE TASK: Create a recipe for a Aussie Big Achiever. This is not a typical recipe. The ingredients are going to be inspired by the iconic Australian's likes, dislikes, beliefs, relationships, dreams and influences.

For this task you are required to:

- **Create a name for this recipe that suits the iconic Australian**, for example for Charlie Bucket, from Charlie and the Chocolate Factory, you could create a recipe for 'Charlie's Hearty Feel Good Pie'.

- **Select the Ingredients**, for example, a heaped cup of wit or honesty, three cups of loyal friendship, three tablespoons of optimism or pessimism (depending on the iconic Australian).


- **The method** - state the way in which the 'ingredients' are combined to create the dish.

- **Suggest how this dish is best served** (needs to relate to the iconic Australian) best served with...if the iconic Australian is close to their family and friends then the dish may be best served with those they hold nearest and dearest; it could be best served at a particular location that is meaningful to the iconic Australian.

PROCESS (with examples):

Complete the following steps (steps 1-7) in your book or on your tablet. Be creative with how you present your responses.

Step 1: Brainstorm the iconic Australian's personality traits.



Step 1 example:

A recipe for Charlie Bucket from Charlie and the Chocolate Factory.

Brainstorm Charlie Bucket's personality traits.



Key relationships

Step 2: Consider the relationships between the iconic Australian and important people and key influences in their life. Record the names of influential people in the iconic Australian's life.

Step 3: Identify what is important to the iconic Australian. What brings the iconic Australian joy? What does the Iconic Australian value? What makes the iconic Australian unhappy?

Step 3 example:
What brings Charlie joy?

His family, talking to his bedridden grandparents, Charlie takes joy from the simple pleasures in life, his birthday – the one day in the year where he has a Wonka chocolate bar.

Step 4: Using the Aussie Big Achiever's personality traits as well as any of the other information about the achiever, create a name for the recipe.

Step 4 example:
Charlie's Hearty Feel Good Pie.

Step 5: Create an ingredient list that is inspired by the Aussie Big Achiever's traits, relationships, values, beliefs and goals.

Step 5 example: The ingredients for Charlie's Hearty Feel Good Pie:

Base:

3 heaped cups of selflessness
350ml of loyalty to family
2 cups of respect
Generous sprinkle of optimism

Filling:

Resilience chopped up into fine pieces
A generous sprinkling of tolerance
A cup of a grateful attitude
A large handful of bravery
Courage to flavour

Step 6: Outline the process for combining the ingredients.

Step 6 example:
The process for combining the ingredients:

Combine selflessness, loyalty to family and respect to form a hearty crust which will be strong and able to face any situation with integrity. Sprinkle this base with a generous handful of optimism. Let rest. For the filling, combine the fine pieces of resilience, sprinkle of tolerance, cup of grateful attitude and large handful of bravery. Mix well together so that they combine to form a wholesome filling. Add courage to flavour. Pour filling onto pie base. Cook for one hour.

Step 7: Suggestions for the best way to serve the dish (relating to the iconic Australian).

Step 7 example:
Best served with family while enjoying the simple pleasures that life has to offer.